

10401us Wireless Connection to the ActivBoard 100, ActivBoard 300 and ActivBoard 300 Pro

Applicable to:

ActivBoard 100 with Wireless Upgrade Kit
ActivBoard 300 with Wireless Upgrade Kit
ActivBoard 300 Pro with Wireless Upgrade Kit


Information:

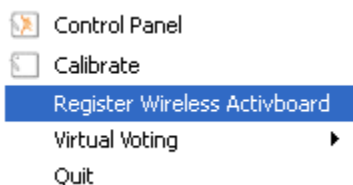
The 'Wireless Upgrade Kit' for the ActivBoard 100 and ActivBoard 300 consists of a PSU which is plugged directly into the ActivBoard, and also a 2.4GHz ActivHub which plugs directly into the computer.

The 'Wireless Upgrade Kit' for the ActivBoard 300 Pro consists of a 2.4GHz ActivHub. If you already have a 2.4GHz ActivHub, which was supplied with your 2.4GHz ActivSlate / 2.4GHz ActiVote kit / 2.4GHz ActivExpression kit, you can use the same hub, providing that the firmware for the hub is 5.10 or above.

How to Connect:

Ensure you have applied the relevant ActivBoard Wireless Upgrade Kit to your system, and your 2.4GHz ActivHub is inserted, and detected by your computer.

Click on the 'ActivManager' icon in the system tray,  or toolbar, and select 'Register Wireless ActivBoard':



You will then see an image displayed on your board, showing an ActivPen moving towards the LED in the top left hand corner of the board, with the right mouse button being pressed down:



With your ActivPen, follow these instructions, and hover it over the LED in the top left hand corner


of the board, and press the right mouse button of the pen, until the LED on the board begins to flash.

When the LED begins to flash, you will then begin to see a series of 3 targets appear on the board:

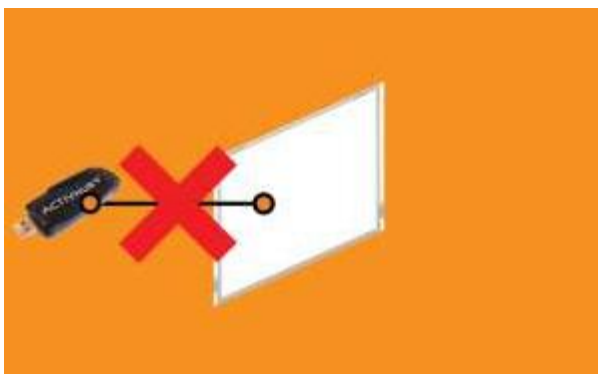


When the target appears, with your ActivPen, register a left click on the ActivBoard in the centre of the target, wait until the next target appears, and do the same, then the final target will appear for you to click in the centre of.

If successful, you will see the following screen, and your board will be connected to the 2.4GHz ActivHub wirelessly:



If the wireless connection has been unsuccessful, you will see the following screen:



If you see this screen, please ensure that the PSU is plugged into your ActivBoard, your 2.4GHz ActivHub is detected by your computer, and is using firmware version 5.10 or above. If this is the case, please try the process once more.